

## PROJECTED 2014 HIGH SCHOOL PERFORMANCE BASED ON IMPROVEMENTS FROM 2007 TO 2008

As a state, we are not on track to meet our high school proficiency goals by 2014. Compared to 2007, 2008 high school student performance moved in the wrong direction.

### SCHOOLS OFF TRACK

For almost half of Kentucky's high schools, average student performance declined from 2007 to 2008.

For another third, scores improved too little, growing at a rate too slow to reach our statewide goals.

Only 19% of high schools, fewer than one in five, showed the growth needed to deliver proficiency by 2014.

### GROUPS OFF TRACK

Statewide, average student performance declined for:

- Male students.
- African-American students.
- Hispanic students.
- Asian students.
- Students who do not participate in the free-and-reduced-price lunch program.
- Students with disabilities.
- Students without disabilities.

For the other groups, the increase was too small to reach state goals by 2014.

Groups that made progress, but not enough progress, included:

- Female students.
- White students.
- Students who participate in the free-and-reduced-price lunch program.

### METHOD FOR PROJECTING RESULTS

In Kentucky testing, an Academic Index of 100 indicates that, on average, students are doing proficient work in seven Core Content subjects.

Possible scores range from zero to 140, with a 140 indicating that all students perform at the distinguished level.

2007 and 2008 Academic Index results for groups and schools were released on September 10, 2008 by the Kentucky Department of Education.

To prepare this report, the Council calculated changes from 2007 to 2008 for each school and group, and then projected 2014 results if that change repeated in each of the six remaining years until 2014.

### ADDITIONAL INFORMATION

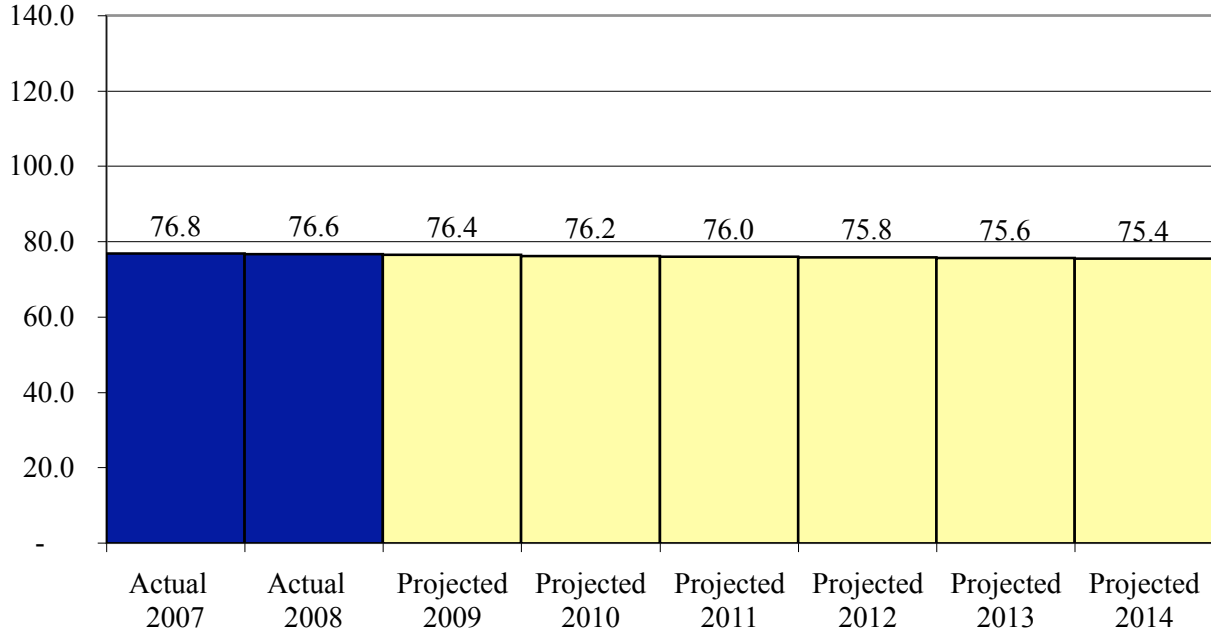
The pages that follow provide additional detail on overall performance, performance by student groups, and performance by high schools.

*This analysis is a project of the Council for Better Education, a coalition of Kentucky school districts working to strengthen our public schools.*

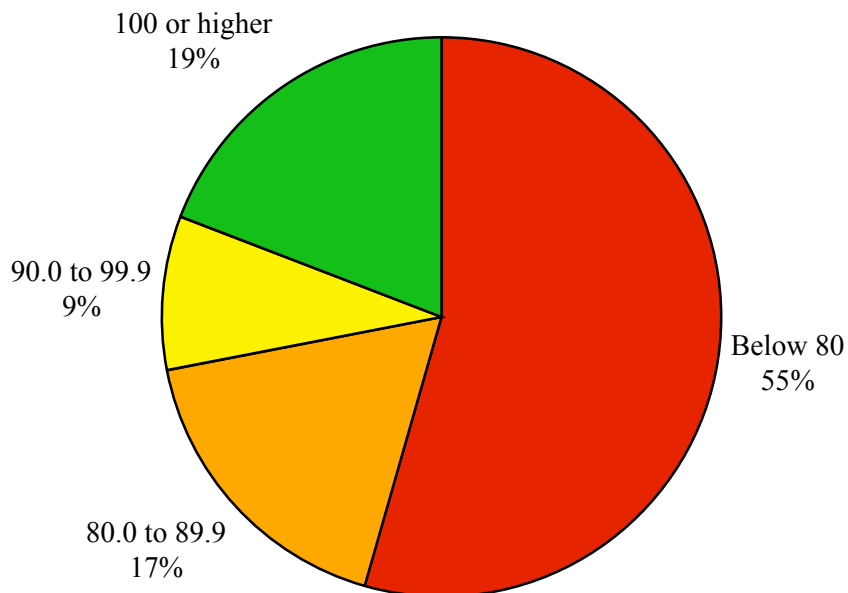
*Questions? Please contact CBE's president, Roger Marcum, at [roger.marcum@marion.kyschools.us](mailto:roger.marcum@marion.kyschools.us) or visit [www.kycbe.com](http://www.kycbe.com).*

OVERALL PROJECTED RESULTS

Projected Statewide Academic Index Results for High School Students Overall  
(See pages 3-7 for disaggregated group results)

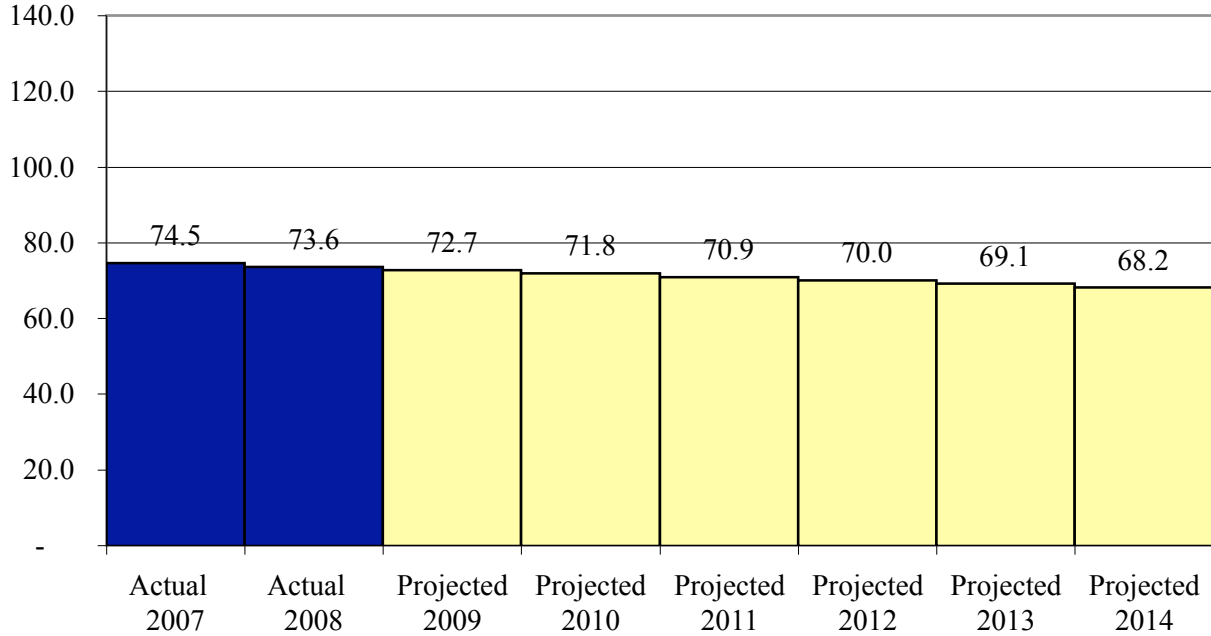


Projected 2014 Academic Index Results Of Kentucky High Schools  
(See page 8 for schools projected to be in each group)

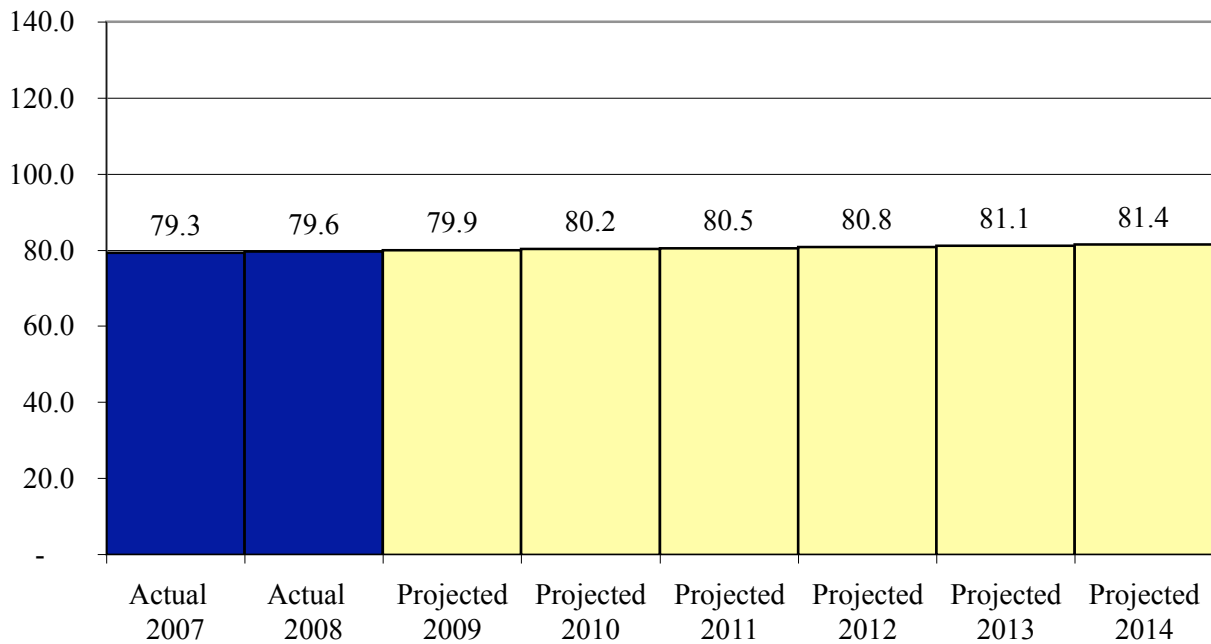


PROJECTED RESULTS BY GENDER

Projected Statewide Academic Index Results:  
Male High School Students

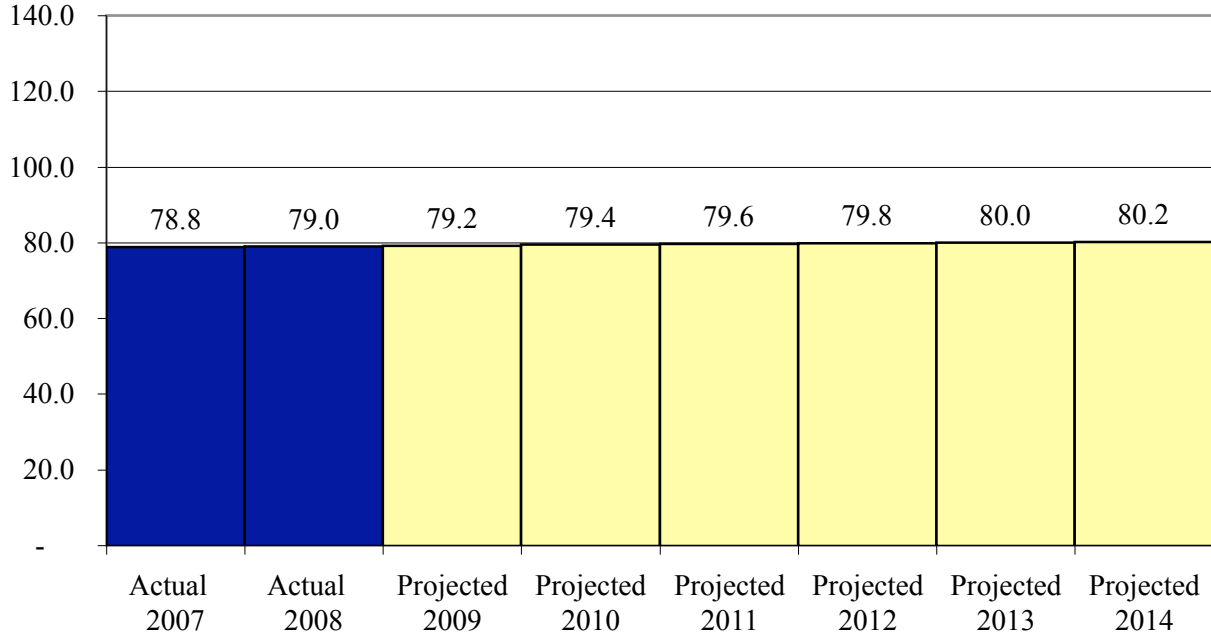


Projected Statewide Academic Index Results:  
Female High School Students

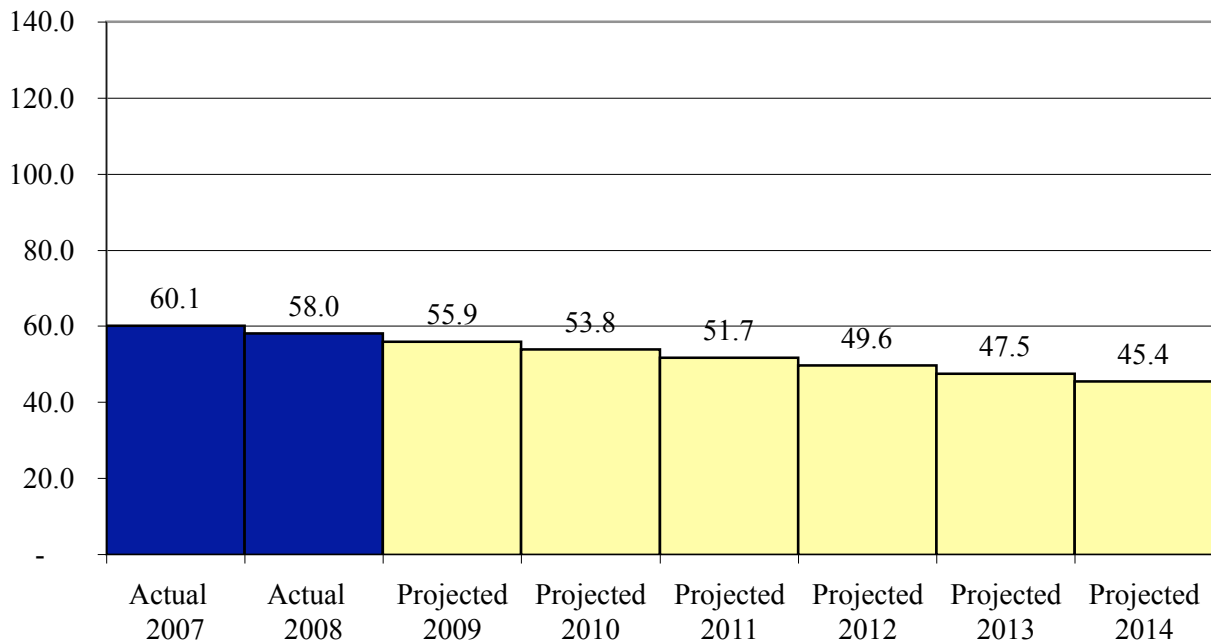


PROJECTED RESULTS BY ETHNICITY

Projected Statewide Academic Index Results:  
White (Non-Hispanic) High School Students

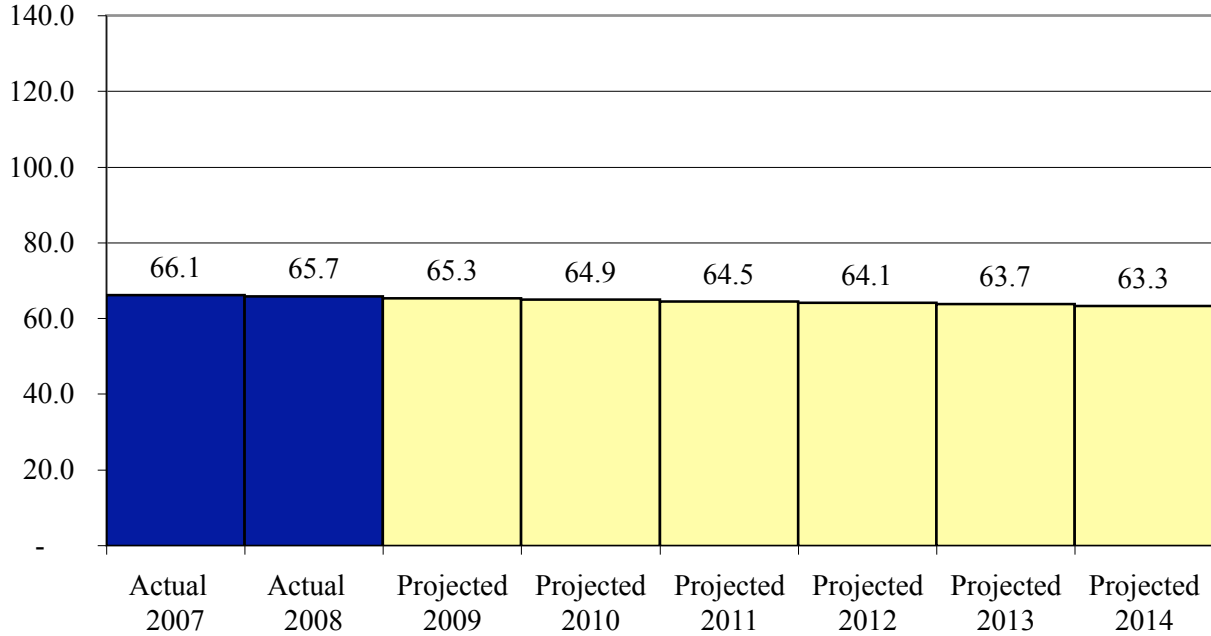


Projected Statewide Academic Index Results:  
African-American High School Students

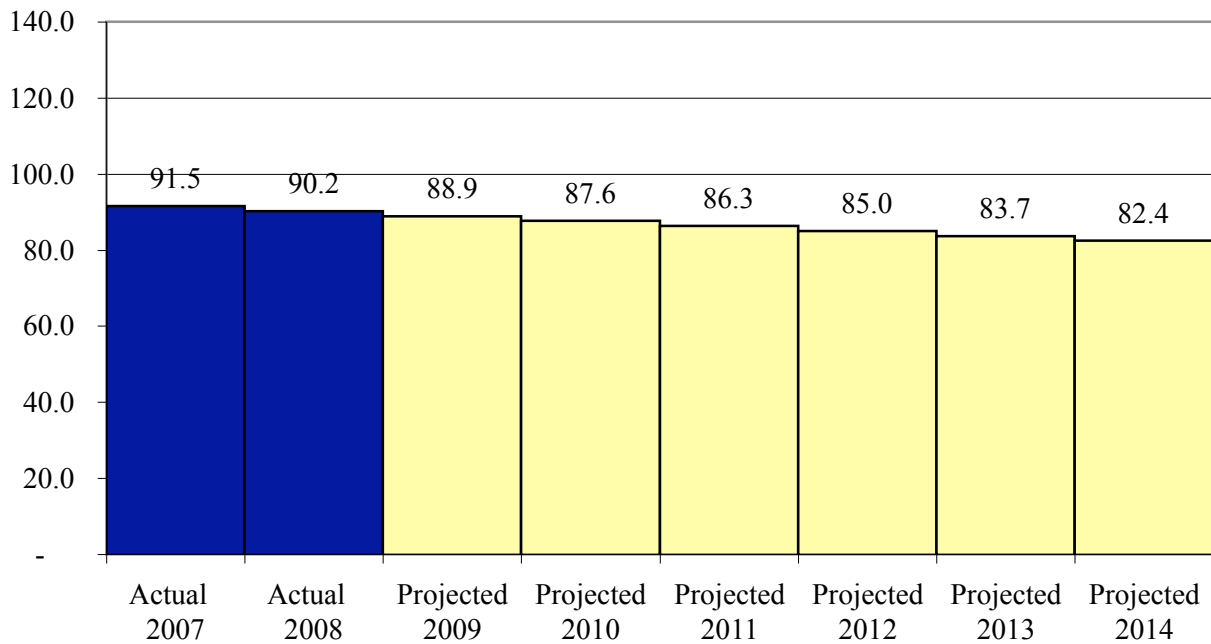


PROJECTED RESULTS BY ETHNICITY (CONTINUED)

Projected Statewide Academic Index Results:  
Hispanic High School Students

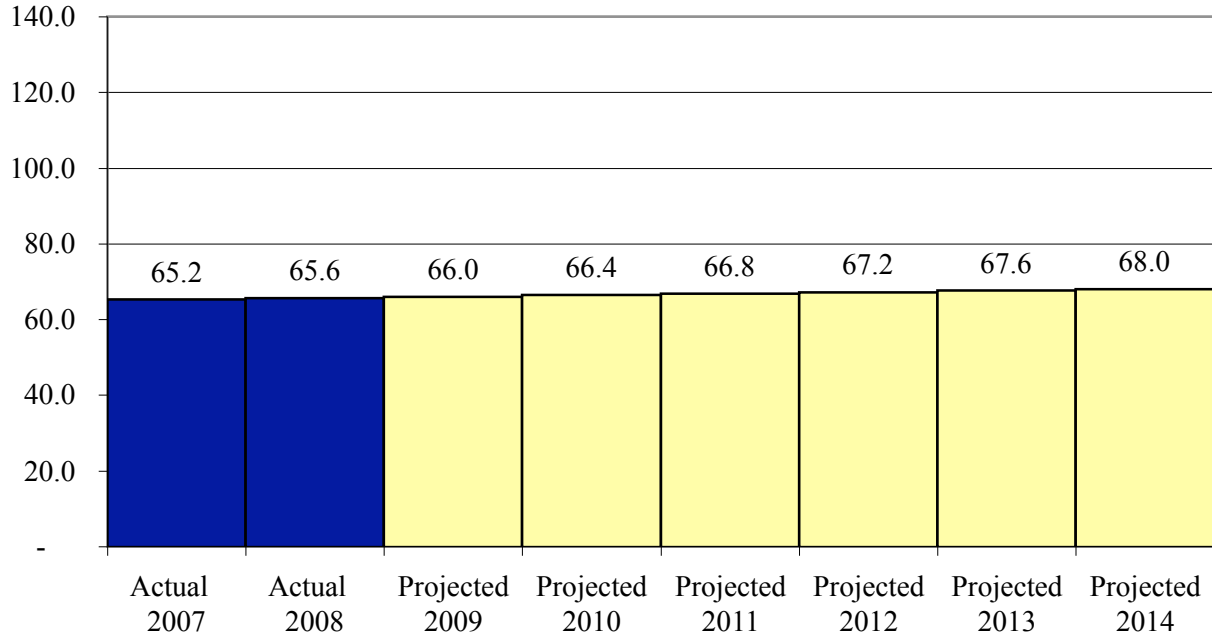


Projected Statewide Academic Index Results:  
Asian High School Students

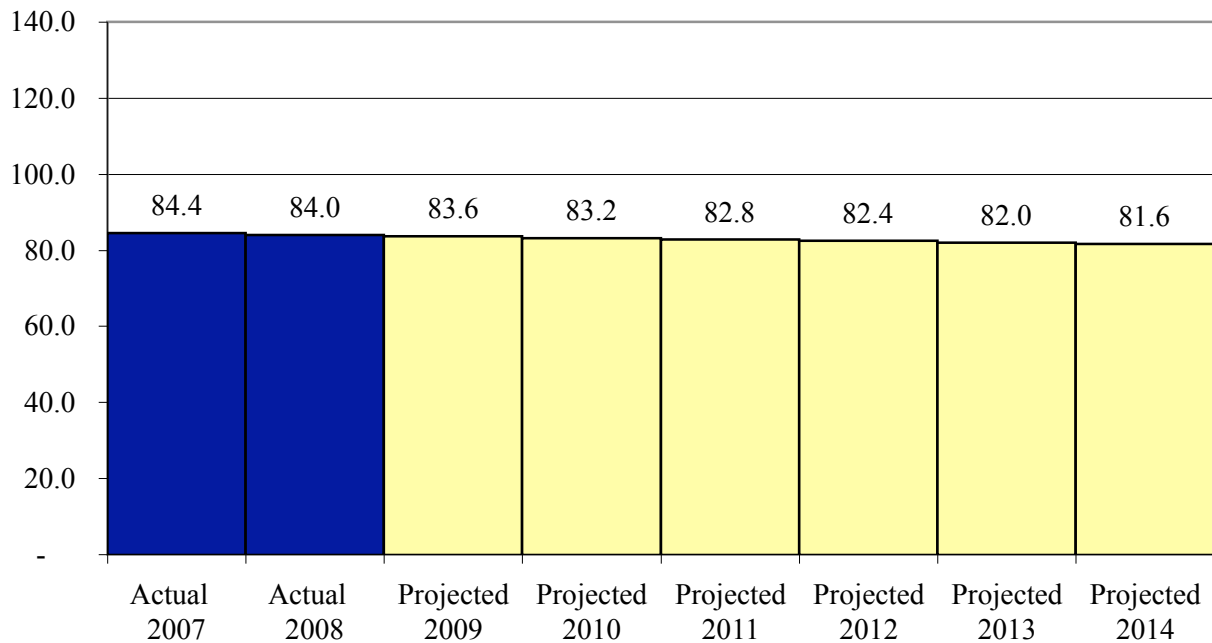


PROJECTED RESULTS BY FREE-AND-REDUCED-LUNCH STATUS

Projected Statewide Academic Index Results:  
High School Students in the Free & Reduced Lunch Program

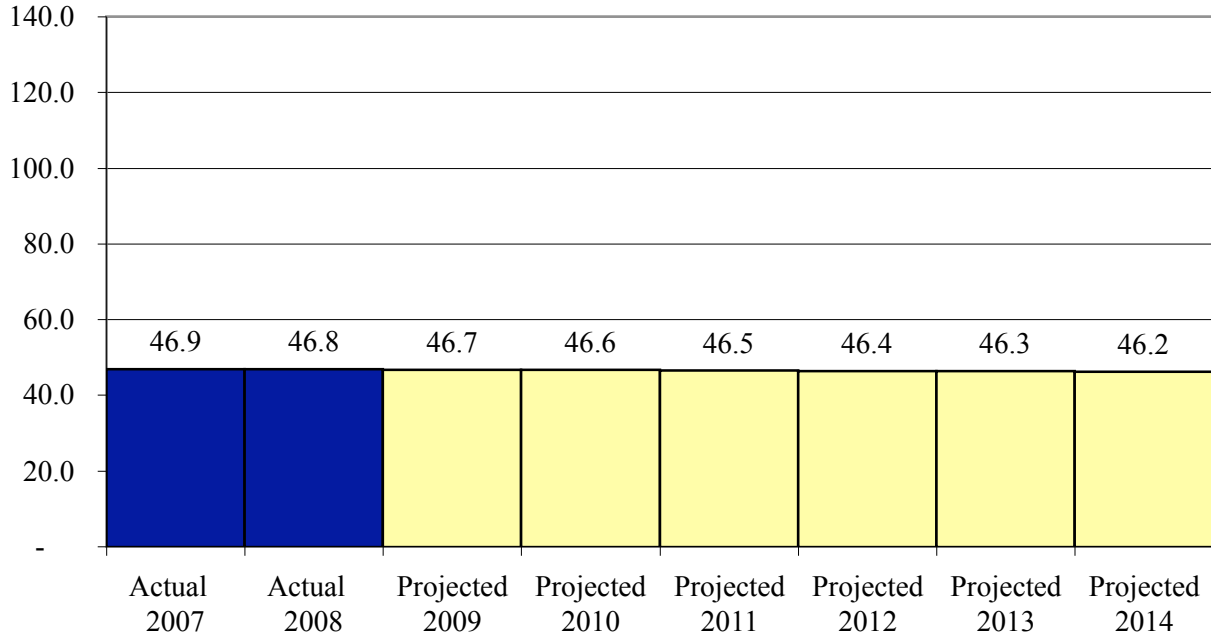


Projected Statewide Academic Index Results:  
High School Students not in the Free & Reduced Lunch Program

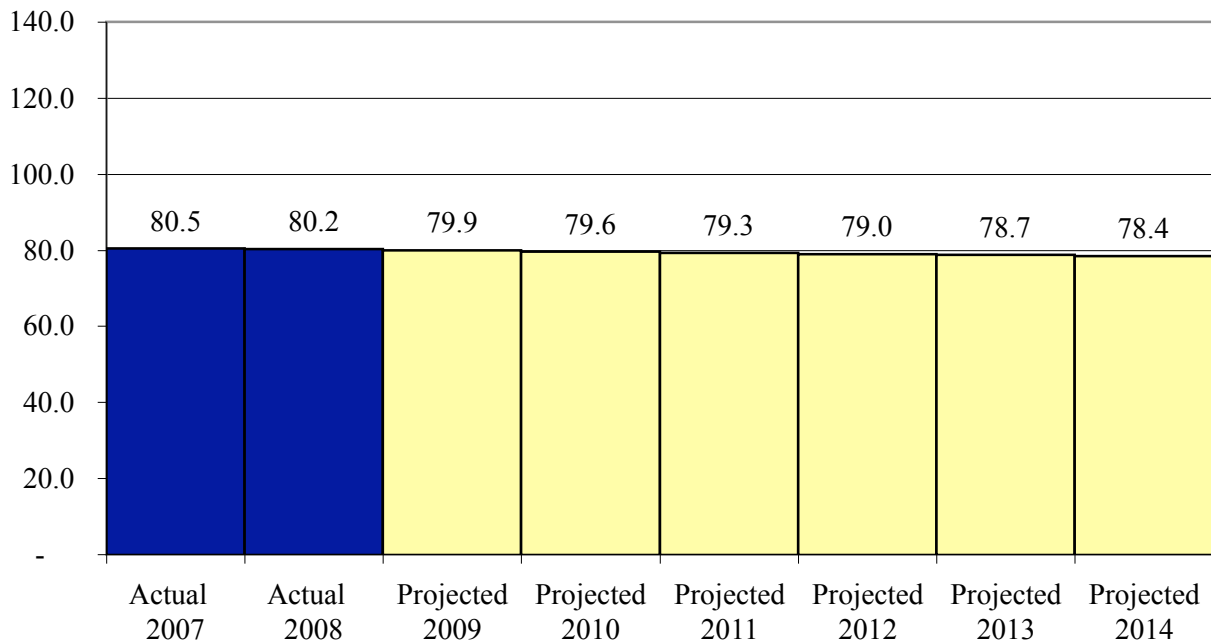


PROJECTED RESULTS BY DISABILITY STATUS

Projected Statewide Academic Index Results:  
High School Students with Disabilities



Projected Statewide Academic Index Results:  
High School Students without Disabilities



PROJECTED 2014 HIGH SCHOOL ACADEMIC INDEX RESULTS

BELOW 80			80 TO 89.9	90 TO 99.9	100 & ABOVE
Adair Co.	Evarts	Morgan Co.	Ballard Memorial	Anderson Co.	Beechwood
Allen Central	Fairdale	Muhlenberg North	Bellevue	Atherton	Bell Co.
Allen Co.- Scottsville	Fern Creek	Muhlenberg South	Bourbon Co.	Conner	Boone Co.
Apollo	Fleming Co.	Murray	Boyd Co.	Elizabethtown	Bowling Green
Augusta	Franklin Co.	Nelson Co.	Caldwell Co.	Fairview	Bracken Co.
Ballard (Jefferson)	Fulton Independent	Newport	Clay Co.	Frankfort	Breathitt Co.
Barbourville	Gallatin Co.	Nicholas Co.	Corbin	Fulton Co.	Brown
Bardstown	Garrard Co.	North Bullitt	Dayton	Greenup Co.	Buckhorn
Barren Co.	Graves Co.	Ohio Co.	Dixie Heights	Highlands	Bullitt Central
Bath Co.	Hancock Co.	Owensboro	East Jessamine	Jackson City	Burgin
Belfry	Harrison Co.	Paducah Tilghman	George Rogers Clark	Jackson Co.	Butler (Jefferson)
Berea	Heath	Paris	Glasgow	Lafayette	Casey Co.
Betsy Layne	Henderson Co.	Pendleton Co.	Grayson Co.	Ludlow	Caverna
Blazer	Henry Co.	Perry Co. Central	Greenwood	McCreary Central	Clinton Co.
Boyle Co.	Hickman Co.	Phelps	Harlan (Independent)	Oldham Co.	Cordia
Breckinridge Co.	Holmes	Pikeville	Hart Co.	Paintsville	Cumberland Co.
Bryan Station	Hopkinsville	Pleasure Ridge Park	Hazard	Providence	East Ridge
Bullitt East	Iroquois	Powell Co.	Henry Clay	Russell (Independent)	Eastern (Jefferson)
Butler Co.	Jenkins Middle	Rowan Co.	Jeffersontown	Simon Kenton	Eminence
Calloway Co.	John Hardin	Russellville	Johnson Central	South Laurel	Franklin-Simpson
Campbell Co.	Knox Central	Seneca	Knott Co. Central	Trimble Co.	Frederick Fraize
Campbellsville	Lawrence Co.	Shawnee	Letcher Co. Central		Grant Co.
Carlisle Co.	Lee Co.	Shelby Co.	Livingston Central		Green Co.
Carroll Co.	Leslie Co.	Shelby Valley	Marion Co.		LaRue Co.
Cawood	Lewis Co.	Sheldon Clark	Marshall Co.		Male
Central (Hopkins)	Lincoln Co.	Somerset	McLean Co.		Manual
Central (Jefferson)	Lloyd	South Floyd	Mercer Co.		Middlesboro
Central Hardin	Logan Co.	Southern (Jefferson)	North Hardin		Model Laboratory
Christian Co.	Lone Oak	Spencer Co.	North Laurel		Monroe Co.
Crittenden Co.	Lynn Camp	Tates Creek	North Oldham		Owen Co.
Cumberland (Harlan)	Lyon Co.	Taylor Co.	Pineville		Owsley Co.
Danville	Madison Central	Union Co.	Pulaski Co.		Pike Central
Daviess Co.	Madison Southern	Valley	Raceland- Worthington		Prestonsburg
Dawson Springs	Madisonville No. Hopkins	Waggener	Reidland		Russell Co.
Deming	Magoffin Co.	Warren East	Rockcastle Co.		Ryle
Doss	Mason Co.	Wayne Co.	Scott (Kenton)		Silver Grove
Dunbar	Mayfield	West Carter Co.	Scott Co.		South Oldham
East Carter Co.	Meade Co.	Western (Jefferson)	Todd Co. Central		Southwestern (Pulaski)
Edmonson Co.	Menifee Co.	Western Hills	Warren Central		Trigg Co.
Elliott Co.	Metcalfe Co.	Whitley Co.	Washington Co.		Walton-Verona
Estill Co.	Montgomery Co.	Williamstown			Webster Co.
	Monticello	Woodford Co.			West Jessamine
	Moore				Williamsburg
					Wolfe Co.